



Stitch Call for Submissions – Fall 2014

Stitch magazine, a quarterly Special Interest Publication from Interweave, is seeking submissions for the Fall 2014 issue arriving on newsstands in July 2014: <http://www.sewdaily.com/blogs/stitchissues/pages/stitch-submissions.aspx>

Submissions can be sent by email or snail mail. **Submissions should include:**

- A brief description of the project idea explaining the basic construction and key design elements.
- Project sketch or photo of actual work.
- Swatches of the fabric samples you propose.
- Your name, address, email, website, and phone number, and a short bio listing your credentials (such as previous project design and/or writing experience).

Please email submissions to: stitchsubmissions@interweave.com or mail them to:

Interweave Stitch
ATTN: Submissions
490 Boston Post Road, Suite 15
Sudbury, MA 01776

****IMPORTANT DATES****

Submission Deadline is **January 10, 2014**. You will be notified if your project has been accepted by **January 31, 2014**. Project payments will be negotiated upon acceptance. Accepted final projects with complete instructions (including any related sample size patterns, templates, and technique illustration roughs) are due in the *Stitch* office by **February 28, 2014**. All projects must be your own original design.

PROJECT THEMES

The overall theme for *Stitch* Fall 2014 is Juxtaposition—and includes projects, fabrics, and techniques inspired by the contrasts of elements, textures, colors, and more. Think outside the box and send us designs that are fun and unexpected, with unique details and clever construction. **Please submit your project ideas according to the project themes below.** You can submit ideas for more than one theme or several ideas under the same theme. If you have a great idea but you're not sure which theme it falls under, submit it anyway! Use the color palettes attached as a guide for choosing fabrics and notions. Make sure fabric choices are appropriate for the season.

Pieced together: Whether a patchwork project, pieced and quilted clothing, or an upcycled garment or accessory created from an amalgam of found objects, this section is about putting materials together, mixing and matching fabrics and textures, using deconstructive techniques with thrift and craft. Projects can include garments, accessories, and home décor, gift, and children's items.

Dark vs. Light: Black and white; deep color with pastel, soft and hard, leather and lace, translucent and opaque: when opposites are thrown together in a home or fashion object, the contrast is a dramatic and striking mixture. Projects can include garments, accessories, and home décor, gift, and children's items.


Lines and Tracings: Sewing is all about lines, and tracings are the ghosts of lines. From the straight stitch and grain of fabric, to the curve and silhouette of a garment, to quilted blocks and traced patterns, lines cross and merge to create the bones of exquisite, geometric objects. Transfer your interpretations of lines and tracings into wearables, fashion and home accessories, and gifts, and children's items.

Faded Ballet: Dance is an experience of the moment, but long after the dance is over, the memories persist. Take this concept of a fading memory, a dance that is done, to create with vintage and worn fabrics—shredded lace and tulle, distressed denim, a shabby garment revived, scraps of this and that. These are projects that share a moment, a memory, and recapture a vision. Projects can include garments, home and fashion accessories, and gift items for adults and children.

Modern Haven: Combine comfort with sleek minimalism at the intersection of the natural and modern world, and you have all the elements of simple and warm objects for the home. Projects can include home accessories, and gift items for adults and children.


Folk Circus: Take the garish colors and fantastic designs of circus life and combine with the embellishments and hand-crafted look of folk style to create arresting items for the home and wardrobe. Projects can include garments, home and fashion accessories, and gift items for adults and children.





BLENDER

BLENDER




BONE

BONE




TOMATO

TOMATO



MUSTARD SEED

MUSTARD SEED



RASPBERRY


RASPBERRY

TURQUOISE




TURQUOISE

TURQUOISE




CAMEL

CAMEL




CLAY

CLAY




COPPER

COPPER



MOUNTAIN

MOUNTAIN




MOON SHADOW

MOON SHADOW




SILT

SILT




DENIM

DENIM



COFFEE BEAN

COFFEE BEAN



BLACK RASPBERRY

BLACK RASPBERRY












TENT




SAND



WIRE



SURPRISE



MAKEUP

TENT

SAND


WIRE

SURPRISE


MAKEUP




LION




CARAMEL



CLOWN



ACROBAT



COTTON CANDY

LION

CARAMEL


CLOWN

ACROBAT


COTTON CANDY




BIG TOP




TIGHT ROPE



TRAIN



TAMER



TRAPEZE

BIG TOP

TIGHT ROPE

TRAIN

TAMER

TRAPEZE